

## World Headquarters



Millar, Inc.  
6001-A Gulf Freeway  
Houston, Texas 77023-5417 USA  
Phone: +1 832-667-7000 or 800-669-2343 (in the USA)  
Fax: +1 713-714-8497  
Email: [info@millar.com](mailto:info@millar.com)  
Web site: [millar.com](http://millar.com)

## Millar Worldwide Distribution

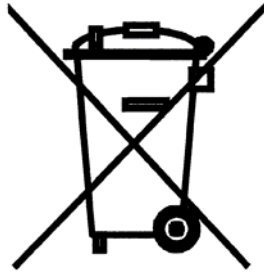
Millar, Inc. has a network of Authorized Distributors in most countries around the world. For information on the Millar distributor in your country, please contact the Millar Customer Service Department at our headquarters in Houston, Texas.



## Authorized Representative

EMERGO Europe  
Molenstraat 15  
2513 BH, The Hague  
The Netherlands

For your convenience, Millar provides translated IFUs in the following languages: Dutch, French, German, Spanish and Swedish. Please visit our website at [millar.com](http://millar.com) to access the additional languages.



Making the  
improbable possible.

## PEC Series Cables

Models PEC-1.5C/10C, PEC-4D/10D

## Instructions for Use

© 2008, 2013 Millar, Inc. All rights reserved  
Millar and Mikro-Tip are registered trademarks of Millar, Inc.  
Products and company names used are the trademarks or trade names of their respective companies.

M.I. P/N: 004-2111 Rev. F








## Millar Limited Warranty

Millar, Inc. warrants all of its cables to be free from defects in workmanship and materials at the time of shipment to the original purchaser.

Millar hereby excludes all warranties not herein stated, whether express or implied by operation of law or course of dealing or trade usage or otherwise, including but not limited to any implied warranties of fitness or merchantability.

Since handling, storage, cleaning and sterilization of the product, as well as factors relating to patient diagnosis, treatment, catheterization procedures, and other matters beyond Millar's control, directly affect the product and the results obtained from its use, Millar shall not be liable for any incidental or consequential loss, damage, or expense arising directly or indirectly from the use of this product.

Specifications subject to change without notice.

Definition of Symbols	
	Attention, consult accompanying documents
	Date of Manufacture
<b>REF</b>	Catalog Number
<b>SN</b>	Serial Number
	Batch Code
	EU Declaration of Conformity
	Waste Electrical and Electronic Equipment

## Device Description

The PEC series of cables are designed as an interface between the Millar Mikro-Tip® catheters and the model PCU-2000 pressure control unit with patient isolation. The suffix "C" references catheters with a round viking connector and the suffix "D" references catheters with a flat low profile connector.

## Cleaning

Wipe the cable and connectors clean with a soft wet gauze or tissue. If extremely dirty, the cable may be soaked in a solution of Alconox® or other mild detergent.

**CAUTION:** Do not immerse the electrical connector.

## Method of Sterilization for Extension Cables

**CAUTION:** DO NOT sterilize by autoclaving, radiation (gamma or e-beam), plasma, peroxide or formaldehyde vapor solutions.

Cables must be completely cleaned and dried before sterilization. Aeration may be performed at room temperature or in a heated aeration (max. 145 °F, 63 °C) cabinet. Cables should be placed in a breathable polyethylene pouch (e.g., 3M™ Steri-Lok™).

## Ethylene Oxide Sterilization Cycle Parameters

Preheat phase:	Starting Temperature 110 °F (43°C) min. Duration 30 minutes
Initial Vacuum:	6.0 inHgA (20.3 kPa) Rate: 3 minutes
Nitrogen Flush: 2 cycles	
Nitrogen Addition to:	28.0 ± 0.5 inHgA (94.8 ± 1.7 kPa)
Rate:	1.4 ± 0.5 inHgA/min. (4.7 ± 1.7 kPa/min.)
Evacuation:	6.0 ± 0.5 inHgA (20.3 ± 1.7 kPa)
Rate:	1.0 ± 0.5 inHgA/min. (3.4 ± 1.7 kPa)
Conditioning	
Humidification:	1.5 ± 0.5 inHgA (5.1 ± 1.7 kPa)
Steam Conditioning:	10 min.
Humidity Dwell:	30 ± 5 min. at 7.5 ± 0.5 inHgA (25.4 ± 1.7 kPa)
Relative Humidity:	15-70%
Ethylene Oxide Concentration:	500 ± 50 mg/L
Dwell Pressure:	16.5 ± 1.0 inHgA (55.8 ± 3.4 kPa)
Dwell Time:	2 hours
Temperature:	110-130 °F (43-54 °C)
Relative Humidity:	30-70% (35-44% nominal)
After Vacuum	
Vacuum:	6.0 ± 0.5 inHgA (20.3 ± 1.7 kPa)
Rate:	1.0 ± 0.5 inHgA/min. (3.4 ± 1.7 kPa)
Vacuum Hold:	10 min.
Gas Wash A:	4 cycles (minimum)
Release:	30.0 inHgA/min. (94.8 ± 1.7 kPa)
Rate:	1.4 ± 0.5 inHgA/min. (4.7 ± 1.7 kPa)
Vacuum	6.0 ± 0.5 inHgA (20.3 ± 1.7 kPa)
Rate:	1.0 ± 0.5 inHgA/min. (3.4 ± 1.7 kPa)
Release (Filtered Air):	28.0 ± 0.5 inHgA (94.8 ± 1.7 kPa)
Rate:	2.0 ± 0.5 inHgA/min. (6.6 ± 1.7 kPa)
Aeration (Hot Cell)	
Duration:	At least 8 hours
Temperature:	110 ± 10 °F (43 °C)

**CAUTION:** Cables should not be used earlier than 5 days after sterilization.

## Routine Inspection

Conductive liquid entering the cable connectors can cause erratic operation and possible corrosion of wires within the connectors. The connector pins should be routinely inspected for corrosion.

## Schematic

